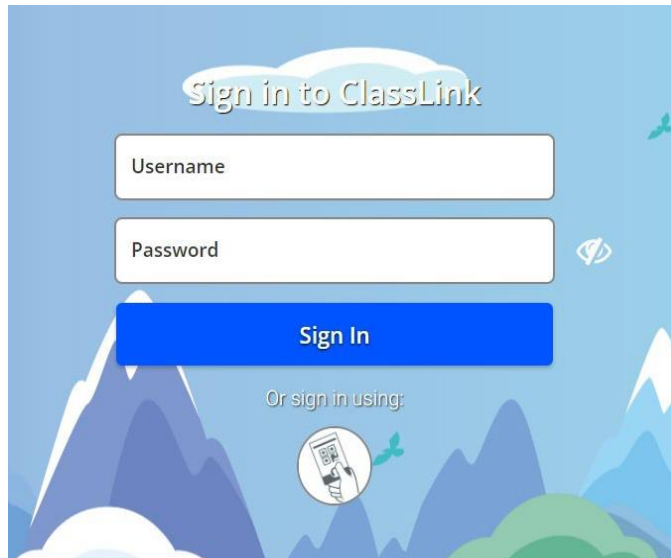


Fulton Virtual Course Requests

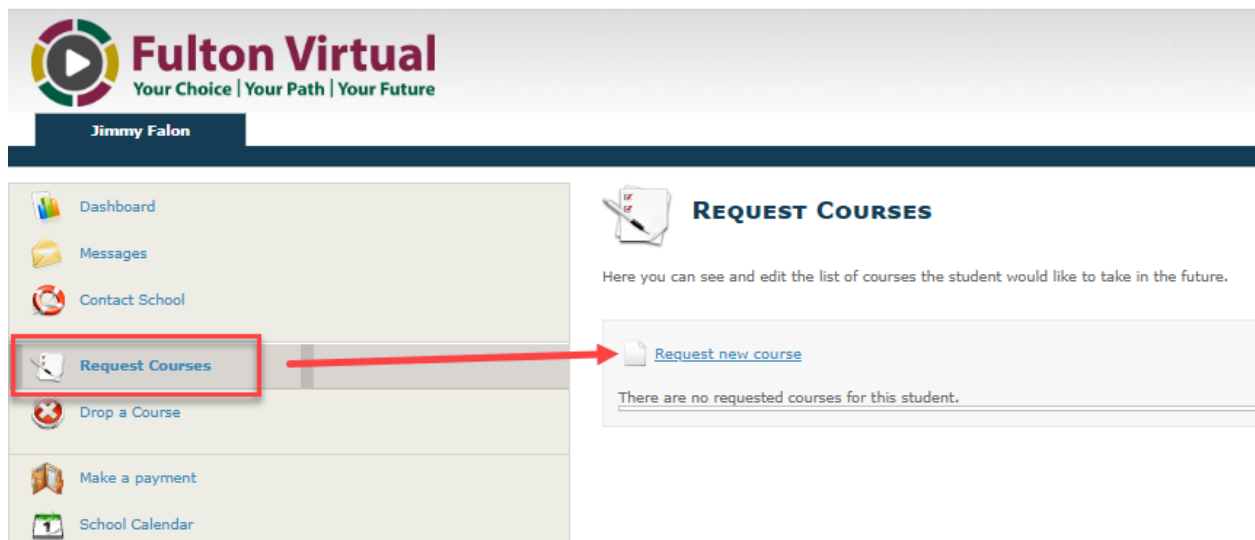
1. Go to <https://launchpad.classlink.com/fcs>
2. Sign into Classlink with Student ID # and Password



3. Choose the Genius – Fulton Virtual Icon:

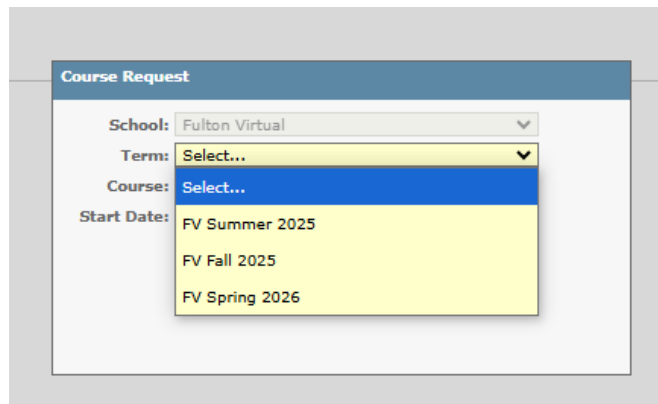


4. Click on "Request Courses" and "Request new course"



Fulton Virtual Course Requests

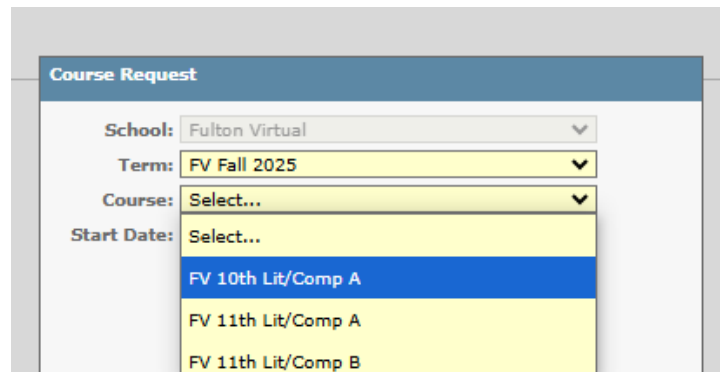
5. Choose the correct term using the drop-down:



The screenshot shows a 'Course Request' form with the following fields:

- School: Fulton Virtual
- Term: Select... (dropdown menu is open showing options: FV Summer 2025, FV Fall 2025, FV Spring 2026)
- Course: Select...
- Start Date: FV Summer 2025

6. Select the appropriate course for the term and click save

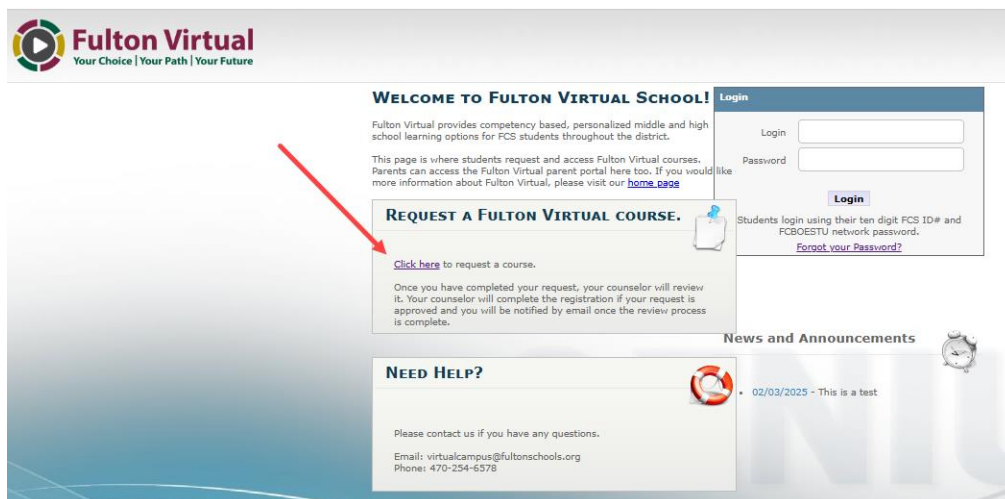


The screenshot shows the 'Course Request' form with the following fields:

- School: Fulton Virtual
- Term: FV Fall 2025
- Course: Select... (dropdown menu is open showing options: FV 10th Lit/Comp A, FV 11th Lit/Comp A, FV 11th Lit/Comp B)
- Start Date: Select...

Families may also request courses on the GeniusSIS landing page:
<https://fulton.geniussis.com/>

1) Click "Click here to request a course"



The screenshot shows the Fulton Virtual website landing page. The logo at the top left reads 'Fulton Virtual Your Choice | Your Path | Your Future'. The main heading is 'WELCOME TO FULTON VIRTUAL SCHOOL!'. Below this, there is a 'REQUEST A FULTON VIRTUAL COURSE' section with a red arrow pointing to the link 'Click here to request a course'. To the right, there is a 'Login' section with fields for 'Login' and 'Password', and a 'Login' button. Below the login section, there is a 'News and Announcements' section with a date '02/03/2025 - This is a test'. At the bottom, there is a 'NEED HELP?' section with contact information: 'Please contact us if you have any questions. Email: virtualcampus@fultonschools.org Phone: 470-254-6376'.

Fulton Virtual Course Requests

- 2) Select the course(s) you would like to request
 - a. Use the filters to select the correct semester and any additional filters you prefer. Click Apply Filter.
 - b. Click on the box to “select” your course(s)
 - c. When finished, click the “Register” button

NOTICE

Public registration for Summer 2025, Fall 2025, & Spring 2026 terms opens March 3, 2025!

The FV Summer term is: 6/4/2025-7/9/2025

Instructions

Select *Subject*, then *Semester*, then *Apply Filter*.

Search the Catalog and/or Register for a course.

If you know the course title, you may use the *Search by Course Title* feature.

To view the course description/details click the course link and a new page will open.

To register, select the course(s) check box and click *Register* at the bottom of the page.

All students login using their FCS network login credentials.

Search by Course Title: Subject:

Term: Semester:

Apply Filter

There are 138 available courses for this semester:

Select	Course	When Offered	Subject	Catalog	TermType
<input type="checkbox"/>	FV 10th Lit/Como A	FV Summer 2025	English Language Arts	Fulton Virtual	
<input type="checkbox"/>	FV 10th Lit/Como B	FV Summer 2025	English Language Arts	Fulton Virtual	
<input type="checkbox"/>	FV 10th Lit/Como H.A	FV Summer 2025	English Language Arts	Fulton Virtual	
<input type="checkbox"/>	FV 10th Lit/Como H.B	FV Summer 2025	English Language Arts	Fulton Virtual	
<input type="checkbox"/>	FV 11th Lit/Como A	FV Summer 2025	English Language Arts	Fulton Virtual	
<input type="checkbox"/>	FV 11th Lit/Como B	FV Summer 2025	English Language Arts	Fulton Virtual	
<input type="checkbox"/>	FV 11th Lit/Como H.A	FV Summer 2025	English Language Arts	Fulton Virtual	
<input type="checkbox"/>	FV 11th Lit/Como H.B	FV Summer 2025	English Language Arts	Fulton Virtual	
<input type="checkbox"/>	FV 9th Lit/Como A	FV Summer 2025	English Language Arts	Fulton Virtual	
<input type="checkbox"/>	FV 9th Lit/Como AB	FV Summer 2025	English Language Arts	Fulton Virtual	
<input type="checkbox"/>	FV 9th Lit/Como B	FV Summer 2025	English Language Arts	Fulton Virtual	

Register

- 3) Students enter their FCPS credentials and click “continue”
 - a. Username: [StudentID#@fcstu.org](#); Password: FCPS password

Instructions

All course request have to be made by logging in as the student.

All students can login using their FCS network login credentials.

Example:
FCS Student ID#:1022335789
FCS Student Network Password: 11151999
(The default password is the student's birth date, unless the student has changed it)
(If the password has been reset, the student must reset it at their home school)

If you think you may need to reset your password, please use the website below

Student Fulton County login credentials

Username

Password

Continue

[Forgot your Login and/or Password?](#)

Fulton Virtual Course Requests

4) Confirm your course request

- Select the start date from the drop-down menu
- If you would like to opt-in to text communication, check the “provide SMS information” box. Then, use the drop-down menu to identify your mobile service provider and add your cell number.
- Click the “Confirm” button to finalize your request

Instructions
Please confirm your selection.

An automated email will be sent to your student's home school. A counselor at your student's home school will review your request. Once the request has been reviewed you will receive an email prompting you to login to fulton.geniusiss.com to make payment for your course. It may take up to a week to review your request. If you do have a question about your request, please reach out to your counselor.

You may also log into fulton.geniusiss.com to check the status of your course request. Once courses have been requested, they will no longer appear on this page.

Course Confirmation

There is 1 courses selected:

Course Name	When Offered	Subject	Catalog	Start Date
FV AP Lit/Comp A	FV Spring 2026	English Language Arts	Fulton Virtual	Select... 01/06/2026

Text Communication Setup

Directions: Many students prefer text messaging to email. If you would like your instructors to have the option of copying email communications to your phone via text we will need your text plan information. Please answer the question below.

Would you like to provide your instructors with the option of cc'ing course emails to your phone via text? If yes please fill the information below.

Provide SMS information

Please provide your SMS provider: Select... and your sms number: _____

5) You'll see the following message once the request is successfully submitted.

✔ Thank you, your request will be reviewed and you will receive a confirmation shortly. Please expect the review process to take about 1 week

Once submitted, course requests are sent to your student's home school for review. Please know schools determine whether a request is approved or denied as well as whether there is tuition connected to an enrollment.

Fulton Virtual encourages students and families to reach out to the school counselor to discuss virtual learning options.